


The AUCKLAND ORIENTEER



DECEMBER 1990

EDITORIAL

Hi folks

It's me again. Already we've reached the final issue for 1990. As usual there will be no magazine in January, so the next epic will be sometime in February. I say sometime as I cannot guarantee exactly when that time will be. I would be grateful if you could send all contributions to arrive by Jan 25th anyway and I'll try to get something out as soon after that as possible.



As I mentioned in the last issue, I will be heading overseas for Christmas to somewhat colder climes but when I return it would be nice to find a whole pile of articles waiting for me for the magazine. This issue is filled largely with various results as I gather the Auckland Relay results do not get posted out to individuals and I think the overall O.Y. results will be of great interest to many people.

As for event reports, I was disappointed not to receive anything about the Hovell tour so if anyone feels inspired to put pen to paper over the Christmas break I would be very grateful.

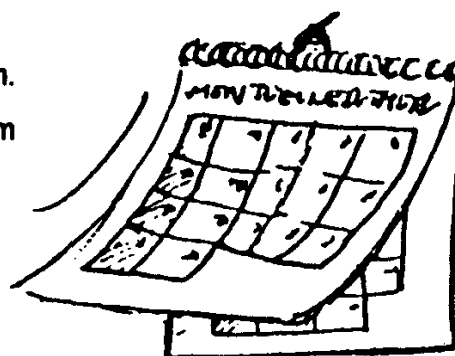
That's all for now. Have a great Christmas and see you in 1991.

Rowena Grenfell

COMING EVENTS

DECEMBER

- | | | | |
|-------|---------|----|---|
| 4 | Tue | C | Summer Series. Auckland Domain. 5-7pm. |
| 15/16 | Sat/Sun | SA | Motutapu Island — social event. Entry form and details in the November issue. |
| 11 | Tue | C | Summer Series. One Tree Hill. 5-7pm. |
| 18 | Tue | C | Summer Series. Selfs Farm. 5-7pm. |



JANUARY


- | | | | |
|----|-----|---|--|
| 15 | Tue | C | Summer Series. Western Springs. 5-7pm. |
| 22 | Tue | C | Summer Series. Auckland Domain. 5-7pm. |
| 29 | Tue | C | Summer Series. One Tree Hill. 5-7pm. |

FEBRUARY

- | | | | |
|----|-----|----|---|
| 3 | Sun | NW | Summer Series. Shakespear Reserve, Whangaparaoa 10am-12.30pm. |
| 5 | Tue | C | Summer Series. McLean Park, Pakuranga. 5-7pm. |
| 9 | Sat | SA | Summer Series. Camp Adair, Hunua. 4-6pm. |
| 10 | Sun | NW | Summer Series. Onepoto Reserve, Northcote. 10am-12.30pm. |
| 12 | Tue | C | Summer Series. Western Springs. 5-7pm. |
| 16 | Sat | SA | Summer Series. Doctor's Hill, Pukekohe. 4-6pm. |
| 17 | Sun | NW | Summer Series. Long Bay. 10am-12.30pm. |

19	Tue	C	Summer Series. Churchill Park, St Heliers. 5–7pm.
23	Sat	SA	Summer Series. Pahurehure, Pakuranga. 4–6pm.
24	Sun	NW	Summer Series. Waiwera. 10am–12.30pm.
26	Tue	C	Summer Series. Auckland Domain. 5–7pm.

CENTRAL CHATTER



- Good to see Central claim its share of Auckland and National Champions. Congratulations Margaret Nicholls W50A, Helen Twohill W40B, Darren Ashmore M21A, Terry Nuthall M50A, Toby Carter M19A, Richard Bolt M13A, Peter Ruygrok M21B, Graham Taylor M35B, Leon McGivern M45B, Chris Butcher M13–16B, Stuart Wilson M12B and Rob Scott M21C, all Auckland Champions and National Champions Tony Nicholls M55A, Lynn Ashmore W40B, Rob Scott M21C and the Mens Open relay team of Alistair Landels Rob Jessop and Paul Dalton. These three are proving quite a trio to topple.
- Congratulations also to South Auckland "o" Club on winning the A.O.A interclub relay Shield. I hope you make the most of your reign as we will be reclaiming it next year.
- The club A.G.M. and Club Championship presentation is to be held at the Nicholls place, 170 Campbell Rd, One Tree Hill on Dec 9th at 3.00pm. The BBQ will be going so bring some bangers and steaks etc. Current trophy holders, can you bring them along on the day, engraved and polished. Ta.
- Preparations for next years A/NZ Challenge are going well. It really is going to be a treat orienteering festival (see the programme of events later in this issue).
- Don't forget to bring your friends along to the summer series and we'll see you at the A.G.M.

The Central Figure

NORTH WEST NEWS



**NORTH WEST
ORIENTEERING CLUB**

- The AGM has been and gone and the club now has two new "Chief Executives" — President Ann Fettes and Vice President Geoff Mead. I'm sure the rest of us will keep them both in line! Most of the other positions have been retained by the same people as last year.
- It was great to see so many club members taking part in the Auckland Relays. No matter how many times we run on Temu Rd map it always manages to confuse a lot of people. We didn't quite get the recipe right with the teams either. Maybe next year.
- Well done Katie Fettes. She's obviously keeping fit while overseas because she has just won the USA Championships, held recently in New York. Katie will be in the States for a few more months before travelling on to Europe.
- If you are in Browns Bay and feel in need of refreshment, call into Bev and Colin Tait's new venture — a lunch and coffee bar in the main shopping area. Watch the weight you two — no picking between meals!

- A certain keen club member (who shall remain nameless) made the journey to a deserted Shakespear Park the other Sunday for the AGM and closing day. Unfortunately he was looking at last year's newsletter by mistake. Rumour has it he won his course and accepted all the jobs going on the committee!

That's all the newshound has been able to sniff out this month. Time now to get all that painting and other house maintenance done before next season starts.

North West Newshound

SOUTH AUCKLAND NEWS



- We won! We won! A great effort by the club to win the Auckland Relay Champs.
- Firstly congratulations to all members who competed on the day. Thanks to Lyndsay & Jill E who picked the right people and therefore have the job again in 1991!
- Thanks to Mike Ashmore who put the controls where the SA members could find them first!
- S.A. AGM: No great changes in our official positions. Thanks to Rosemary (secretary) and Jeanette (treasurer) for volunteering to continue for another year. Ken is having a rest after the difficult job of publicity and writing this column. Thanks Ken. If you have an hour to spare maybe you would like to be our reporter for this magazine. If you have lots of hours to spare you could help me with publicity. Our new Fixtures Secretary is Murray ph 298 3797. Ring him and volunteer to set or organise an event before he rings you.
- Motutapu Island 15-16 December. Still a few places left. Ring Lyndsay or Bev 085 59828 now.
- Good luck to all our members sitting exams at the moment. Let us know your results for next years magazine.
- Amendment of Auckland Champ Results, M50B: Apologies to those concerned.

1.	Michael Hood	NW	33.42
2.	Jan MacKinlay	SA	37.42
3.	Peter Godfrey	NW	43.12

Unni

TO ANY CLUB REQUIRING MAPPING DONE

Since joining Central Club (in fact since I started orienteering), I have always had an interest in the mapping side of it.

I would love to become involved in the preparation of maps for orienteering (ie, cartography, artwork, field checks, updating existing park maps etc.). Anywhere in N.Z. will do.

As I have extensive drawing and ink drafting experience, I would love to start as soon as possible to gain knowledge in the mapping field.

Anyone who can help should phone me on (09) 818 3160.

Thanking you, I look forward to hearing back.

Rudy Hlawatsch.

EFFECTIVE CLUB ADMINISTRATION (PART 2)

Meetings need planning:

- the time and place publicised and checked
- agenda prepared and distributed
- preparatory work done so that meeting time is used effectively
- a review done of actions decided upon at the previous meeting
- check that key people will attend

Meetings need structure:

- familiarity with procedures
- control of time usage
- full and fair participation by relevant people
- resolution of conflicts
- clarity of decisions made
- accurate and complete recording of minutes

Meetings need follow-up:

- on actions agreed upon
- brief others as appropriate
- distribute minutes
- research items for the next meeting

Research has shown that perceived poor performance at meetings is due to:

Drifting	83%
Poor preparation	77%
Ineffective	74%
Lack of listening	68%
Verbosity	62%
Length	60%
Lack of participants	51%

With good preparation and well structured meetings we can avoid these weaknesses.

PROGRAMME OF EVENTS 1991

AUSTRALIA/NEW ZEALAND CHALLENGE

May 11 to 26 (School Holidays)

No	Date	Venue	Map	Club	Type	Map Status
1	Sat 11	Woodhill Forest	Surprise	W.O.C squad	Welcome	Colour copy map
2	Sun 12	Waiuku Forest	Waiuku Forest	SAOC	Short "o"	Existing map
3	Tues 14	Kawhia Forest	Kawhia	Hamilton	Series Event 1	Used Easter 91
4	Thur 16	Potorua	Mamaku	Pinelands	Series Event 2	Existing map used once
5	Sat 18	Woodhill Forest	16 Mile	NWOC	Model Event	Existing map
6	Sun 19	Woodhill Forest	Paparua A	Central	Individual Challenge & series Event 3	New map
7	Tues 21	Nth Kaipara	Phoebes Lake	Whangarei	Series event 4	Existing map
8	Wed 22	Nth Kaipara	Phoebes Lake	Whangarei	Series event 5	Existing map
9	Fri 24	Woodhill Forest	Temu Rd	Central	Model event	Existing map
10	Sat 25	Woodhill Forest	Paparua B	Central	Challenge Relays	New map
11	Sun 26	Woodhill Forest	Surprise	NWOC	North Island Champs & series event 6	New map

Events 3,4,6,7,8 and 11 will count for a multiday series with points taken over the best 4 of the 6 events.

Events 3,4,6 and 11 will count as separate badge events. All courses will be preprinted. All grades are available, A,B and C in the M and W 21.

Everybody can compete in every event including the relays. Many flyers were taken to Canada and Australia and already we are receiving a lot of interest from around the world. There is no doubt there will be a lot of competition in every grade.

Entry forms detailing fees and accommodation etc. will be available soon.

THE RELAY EXPERIENCE

I dont know who did the fastest talking to get me to enter the National Relays, my team mates or our Club Captain. I had only run the Kiwi Sport leg at last year's Auckland Club relays as my first attempt and even the kids beat me then. I guess that I finally agreed to enter because my arm was hurting so much behind my back.

The day dawned fine but cloudy and my stomach nerves weren't too bad. As we got closer to the event it started to rain and the nerves started too. So out came Gay's special potion.

It was a great set-up for the event and everyone was there checking it out to see how it was to be run.

The start time came round and the first leg runners were off! The weather wasn't too bad at this stage. I went and had a cuppa and a banana - I was our 3rd leg runner - to put the old stomach right then went to watch at the spectator control area for our runner to pass through. We saw her go through in 25 minutes then waited for our opposition to arrive. This was about 10 minutes later. By then our No.2 runner was having a bout of nerves too. I don't know why as she is a good A grade competitor who had done it many times before. Her time to go came up 48 minutes after the start as our first team member had had a very good run and had been able to maintain her 10 minute advantage to the finish. It was now time for me to go off and get ready but really all I wanted to do was go and hide. I've already had two trips to the loo by now.

I'm all ready now so out comes that special potion for the last time. The rain is fairly heavy now but only in showers. I go back to the change-over area and wait for No.2 to come through. She does but has lost 5 minutes on the opposition. By the time she gets to the finish however she has made up the lost time - told you she was good'.

My time had come and I was feeling really bad but didn't let on. I picked up my map and took off for the first control. I found it very hard to see the map after having a 1 to 10000 the day before so really bombed out on the first control. I didn't go far enough and spent time looking in the wrong place.

I came back to where I knew where I was and took another bearing and studied the map a bit closer. I looked over my shoulder and there was the opposition No. 3 runner and I thought, "Oh boy I have blown it for my team mates." I took off on my bearing and we are both going the same way. The control was over some flat ground and then over the next lot of hills. My one was on a Hill-top and I saw it as I came around the hill. By then the other team had also found theirs as it was down the hill by a rock. The last I saw of their runner was the soles of her shoes going away in front of me. I take awhile to get steam up as my asthma holds me back until my lungs clear.

I thought that now we are 10 minutes down I will never catch her up so I tried to settle down. I talked to myself to calm down and think properly and if I just take it easy I will finish. I had a good run although a bit slow right through to No 5 which was the spectator control. I saved enough energy so that I could run across in front of everyone. By then I was 20 minutes down. I came out of No.5, up over the hill and lo and behold there is my opposition. She seemed to be going the opposite way to me so I thought she must be going to the finish. This distracted my thoughts a little and I found I had crossed the wrong track going the wrong way. I came across a control by a rock, worked out where I was and took a bearing. I hare off the right way this time but find three other controls before mine. Just as I am coming out of the control working out which way to go to my surprise I see the opposition runner going down the track past the control I had just left. Without thinking I duck behind a tree until she has past. and out of sight.

I dash across the track nearly crawling on my knees so she can't see me and then take to my scrappers to my 2nd to last control. I go straight to it but by then my lungs are nearly bursting. Down to the last control all the time looking over my shoulder.

As I come running into the finish I know that everyone will not be expecting me in first so I am beaming all over my face shouting "I beat her, I beat her." I can tell you that everything was pumping 15 to the dozen and I was on a real high.

It was my first A course relay and I had finished and our team had won. It didn't matter that I was twice as long as my team mates. Don't they call our sport "The Hare and Tortoise Sport" with me being a good example of the tortoise.
Roll on 1991!

W99

AUCKLAND RELAY CHAMPIONSHIPS - INDIVIDUAL RESULTS

COURSE A 1.5km

1. PETER	AMBLER	NW	8.09
2. ROBBIE	WAKELIN	SA	9.33
3. PAULETTE	ASHMORE	CE	9.45
4. ANTHONY	MCGIVERN	CE	10.00
5. EVA	MORTBERG	CE	10.20
6. KEVIN	WILSON	CE	10.21
7. NICHOLAS	FOSTER	NW	10.22
8- CHARLOTTE	HOOD	NW	10.47
8- GLEN	MIDDLETON	NW	10.47
10. DEBBIE	KING	SA	11.08
11. PAULA	KING	SA	11.23
12. ALISON	FLEXMAN	SA	11.38
13. RACHEAL	SHUKER	SA	12.03
14. SCOTT	JOHANSEN	NW	12.26
15. PHAEDRA	CADNESS	NW	12.38
16. DEBBIE	VAN HALL	NW	13.24
17. VICKY	HOOD	NW	13.27
18. GAY	AMBLER	NW	14.17
19. FIONA	HOOD	NW	14.24
20. H	TAYLOR	CE	14.36
21. BEV	TAIT	NW	14.43
22. S	WILSON	CE	17.17
23. KRISTIN	LEWIS	SA	22.34
24. C	WILSON	CE	28.50
25. DAVID	STEWART	CE	30.17
26. MARK	STEWART	CE	37.40
27. U	PINDER	CE	42.59

COURSE B 2.5km

1. DAVID	OBRIEN	NW	19.02
2. DANIEL	SANDERS	SA	20.17
3. SASHA	MIDDLETON	NW	20.18
4. GORDON	EVANS	SA	21.52
5. RICHARD	BOLT	CE	23.03
6. MARIT	MOEN	NW	24.39
7. MURRAY	TREMAIN	SA	25.07
8. DAVE	BLISS	NW	25.33
9. DANIEL	STEVEN	SA	28.07
10. JOANNA	SREWART	CE	29.20
11. MARGARET	NICHOLLS	CE	29.26
12. SCOTT	VENNELL	CE	29.58
13. BEV	LAURENT	SA	30.01
14. BRIAR	GREGORY	CE	30.25
15. STEPHANIE	WOOD	NW	30.26
16. STUART	MIDDLETON	NW	31.27
17. BRENDA	STONE	NW	32.11
18. HELEN	BOLT	CE	32.40
19. TONY	TREMAIN	SA	33.12
20. BELINDA	SYDENHAM	CE	36.10
21. JAN	NEWTON	CE	42.05
22. ANNE	ABERNATHY	NW	42.17
23. ANDREW	STOTT	CE	44.41
24. IAN	MACKINLAY	SA	47.19
25. PETER	GODFREY	NW	53.44
26. MICHAEL	HOOD	NW	54.41
27. FRANK	FITZGERALD	NW	86.13

COURSE C 3.6km

1	BRETT	ASHMORE	CE	24.49
2	KIRSTEN	AMBLER	NW	27.49
3	TRISH	ASPIN	SA	28.48
4	BARRY	HANLON	NW	29.30
5	PETER	JOHNSON	CE	29.45
6	BOB	MURPHY	NW	31.16
7	LORRI	OBRIEN	NW	33.09
8	LESLEY	STONE	NW	34.45
9	CHRIS	OBRIEN	NW	34.56
10	LEON	MCGIVERN	CE	35.01
11	VAL	ROBINSON	SA	37.40
12	RUDI	HLAWATCH	CE	37.42
13	JUDY	MARTIN	NW	37.49
14	MARY	MOEN	NW	38.08
15	MERVYN	PAITRY	CE	38.10
16	RALPH	KING	NW	38.59
17	BOB	KINGSTON	NW	39.21
18	JILL	EVANS	SA	39.26
19	UNNI	LEWIS	SA	39.38
20	CLIVE	BOLT	CE	43.26
21	BEV	SHUKER	SA	44.15
22	ANN	FETTES	NW	45.49
23	TON	CLENDON	CE	47.30
24	GRAHAM	TAYLOR	CE	53.15
25	JILL	BREWIS	CE	62.20
26	KEN	BROWNE	SA	63.08
27	ATHOL	OLDFIELD	SA	69.19

COURSE D 4.3km

1	TERJE	MOEN	NW	33.57
2	DARREN	ASHMORE	CE	34.59
3	DAVE	MIDDLETON	NW	36.53
4	PETER	KING	NW	37.35
5	LYNDSAY	SHUKER	SA	38.05
6	TANIA	ROBINSON	SA	38.28
7	SELWYN	PALMER	CE	38.57
8	BRYCE	BRIGHOUSE	SA	41.02
9	PHIL	JOHANSEN	NW	46.15
10	CHRIS	AMBLER	NW	47.03
11	IAN	SYDENHAM	CE	48.58
12	JOHN	FETTES	NW	49.32
13	MIKE	HAYDON	CE	50.44
14	RON	WRIGHT	CE	50.52
15	STUART	BERRY	SA	54.47
16	JIM	SNEDDON	SA	55.05
17	PHYL	SNEDDON	SA	55.28
18	MIKE	LYONS	NW	55.32
19	MARTIN	NEWTON	CE	58.10
20	ANDY	BREWIS	CE	62.48
21	COLIN	TAIT	NW	69.02
22	ALISON	STONE	NW	69.13
23	DEAN	DUTHIE	SA	69.19
24	JOHN	POWELL	CE	70.50
25	ALISTER	STEWART	CE	71.43
26	KEVIN	WILLIAMS	NW	81.09
27	GRAHAM	PETERS	NW	DNF

COURSE E 5.7km

1	ROBERT	JESSOP	CE	34.08	15	ROBERT	CRAWFORD	CE	61.36
2	MATHEW	TUCK	CE	38.44	16	MARQUITA	GELDERMAN	SA	62.12
3	ROSS	BRIGHOUSE	SA	41.49	17	JEANINE	BROWNE	SA	65.47
4	GEOFF	MEAD	NW	42.56	18	TONY	NICHOLLS	CE	67.25
5	BRYAN	TEAHAN	NW	44.04	19	ROBIN	AMBLER	NW	69.25
6	WAYNE	ASPIN	SA	44.36	20	LISA	MEAD	NW	77.11
7	STAN	FOSTER	NW	46.32	21	TOM	DAVIES	CE	84.02
8	CAREY	MARTIN	NW	49.12	22	RUDI	HLAWATCH	CE	84.44
9	MIKE	BEVERIDGE	NW	50.12	23	ROD	BALL	CE	89.28
10	JOHN	GREGORY	CE	53.16	24	JOHN	RANSON	NW	104.22
11	DAVE	GODFREY	SA	54.03	25	TONY	NEWMAN	NW	110.29
12	ROGER	BENGTSSON	CE	54.59	26	BAS	CUTHBERT	NW	DISQ WRONG CS
13	BRUCE	HENDRIE	SA	58.57	27	JOHN	ROBINSON	SA	DISQ WRONG CO
14	JUSTIN	WALKER	NW	60.35					NT

1990 ORIENTEER OF THE YEAR COMPETITION RESULTS

	<u>JOKER</u>		<u>OY1</u>	<u>OY2</u>	<u>OY3</u>	<u>OY4</u>	<u>OY5</u>	<u>OY6</u>	<u>OY7</u>	<u>TOTAL</u>
<u>W-10</u>										
Fiona Hood	6	NW	12.0	9.0	0.0	0.0	20.0	40.0	33.0	114.0
Kristin Lewis	6	SA	20.0	0.0	20.0	0.0	9.0	18.0	40.0	107.0
K Wilson		CE	0.0	20.0	0.0	0.0	0.0	0.0	0.0	20.0
<u>W11A</u>										
Charlotte Hood	1	NW	40.0	20.0	20.0	20.0	20.0	20.0	20.2	120.2
Paulette Ashmore	5	CE	14.7	0.0	17.4	0.0	32.8	9.0	40.0	113.9
Lisa Wakelin	6	SA	7.0	8.0	7.5	8.0	0.0	16.0	16.8	56.3
Ineke Currie		SA	0.0	17.7	0.0	15.9	18.5	0.0	0.0	52.1
Eleanor Cragg		CE	8.0	0.0	10.2	7.0	7.0	0.0	14.0	46.2
<u>W13A</u>										
Rachel Shuker	5	SA	0.0	13.5	18.9	20.0	37.8	0.0	40.0	130.2
Allyssa Langley	6	NW	20.0	20.0	16.2	18.3	15.2	40.0	22.2	120.5
Rachael Kerrison		PN	0.0	0.0	20.0	0.0	20.0	0.0	0.0	40.0
Judith Butcher		CE	9.5	0.0	0.0	7.0	0.0	0.0	16.0	32.5
Michelle Lyons	6	NW	0.0	0.0	7.2	8.0	0.0	16.0	0.0	31.2
K Rankin		WH	0.0	0.0	0.0	0.0	0.0	17.4	0.0	17.4
<u>W15A</u>										
Sasha Middleton	5	NW	20.0	17.7	17.4	15.5	40.0	20.0	40.0	137.7
Brenda Stone	3	NW	11.3	20.0	40.0	18.8	14.3	14.8	35.2	128.8
Marit Moen	6	NW	16.0	13.5	13.0	20.0	7.3	18.6	20.8	88.9
Kirstine Collins	4	HA	0.0	7.4	6.0	14.0	11.6	0.0	24.6	63.6
Donna Cooper		NW	14.7	0.0	0.0	0.0	0.0	0.0	0.0	14.7
Katie Tuck		CE	0.0	0.0	9.4	0.0	0.0	0.0	0.0	9.4
<u>W17A</u>										
Kirsten Lyons	6	NW	0.0	0.0	20.0	20.0	20.0	40.0	0.0	100.0
<u>W19A</u>										
<u>W-20B</u>										
Joanne Munro		CE	0.0	0.0	20.0	0.0	0.0	20.0	0.0	40.0
Paula King		SA	0.0	20.0	0.0	0.0	0.0	0.0	0.0	20.0
Debbie King		SA	0.0	18.7	0.0	0.0	0.0	0.0	0.0	18.7
<u>W21E</u>										
Tania Robinson	6	SA	11.5	15.3	14.0	20.0	13.6	40.0	40.0	129.3
Carey Martin		NW	20.0	10.0	17.9	17.6	17.8	0.0	0.0	83.3
Katie Fettes	1	NW	38.0	20.0	0.0	0.0	20.0	0.0	0.0	78.0
Patricia Aspin	6	SA	17.7	12.3	10.6	0.0	0.0	34.0	0.0	74.6
Jeanine Browne		SA	15.9	0.0	20.0	0.0	16.6	0.0	19.6	72.1
Lisa Mead	3	NW	10.2	7.8	8.0	0.0	11.5	13.3	16.0	59.0
Penny Brothers	6	NW	4.0	4.0	5.0	7.0	4.0	14.0	14.0	44.0
Ann Haley		CE	0.0	5.6	11.9	8.0	10.4	0.0	0.0	35.9
<u>W21A</u>										
Alison Stone	3	NW	11.1	20.0	40.0	20.0	20.0	16.1	40.0	140.0
Kirsten Ambler	6	NW	20.0	0.0	9.5	10.7	17.3	40.0	37.4	125.4
Angela Thompson	6	WH	13.3	17.4	13.5	18.9	8.6	18.0	19.2	87.0
Helen Orchard	1	NW	14.0	0.0	0.0	6.0	7.0	0.0	0.0	27.0
Bronwen Allen		NW	0.0	0.0	0.0	12.9	0.0	0.0	0.0	12.9

1990 ORIENTEER OF THE YEAR COMPETITION RESULTS

	<u>JOKER</u>		<u>OY1</u>	<u>OY2</u>	<u>OY3</u>	<u>OY4</u>	<u>OY5</u>	<u>OY6</u>	<u>OY7</u>	<u>TOTAL</u>
<u>W21B</u>										
Sally Pearson	2	NW	20.0	18.0	14.6	20.0	20.0	20.0	40.0	120.0
Belinda Sydenham	5	CE	11.4	11.1	18.8	10.3	19.2	14.9	22.4	86.7
Anne Abernethy	4	NW	7.0	15.1	0.0	34.4	0.0	0.0	27.0	83.5
Dianne Austin	6	CE	6.0	16.7	17.0	13.1	8.5	23.8	0.0	79.1
Heather King		CE	0.0	20.0	0.0	15.6	7.3	17.2	0.0	60.1
Barbara Batty		SA	0.0	0.0	20.0	8.3	13.5	0.0	0.0	41.8
Ann McKay		SA	0.0	0.0	0.0	0.0	15.6	0.0	24.8	40.4
Rowena Grenfell		NW	0.0	0.0	0.0	0.0	0.0	0.0	35.4	35.4
Marie Williamson		SA	10.0	5.8	0.0	0.0	0.0	0.0	0.0	15.8
Julia Lockhart		CE	0.0	13.1	0.0	0.0	0.0	0.0	0.0	13.1
Jan Betty		SA	0.0	3.0	10.0	0.0	0.0	0.0	0.0	13.0
Paula Munford		NW	0.0	0.0	0.0	0.0	0.0	6.0	0.0	6.0
<u>W21C</u>										
Jan Ruygrok		CE	0.0	0.0	0.0	0.0	0.0	0.0	40.0	40.0
<u>W35A</u>										
Lorri O'Brien	6	NW	20.0	18.5	13.7	15.4	17.5	35.4	40.0	131.4
Phyl Snedden	5	SA	15.3	20.0	18.3	0.0	29.8	0.0	30.6	114.0
Unni Lewis	6	SA	11.9	13.9	9.7	8.0	0.0	40.0	27.8	103.3
Rosemary Gatland		SA	0.0	14.9	20.0	20.0	20.0	0.0	0.0	74.9
<u>W35B</u>										
Christine Jager	5	CE	20.0	13.8	20.0	20.0	32.0	20.0	40.0	132.0
Stephanie Wood	5	NW	16.0	20.0	15.5	18.1	37.4	0.0	28.2	119.7
Christine Munro		CE	7.0	12.5	11.0	0.0	20.0	18.3	16.0	77.8
Sheryl Collins	3	HA	8.0	7.0	14.0	0.0	0.0	0.0	0.0	29.0
<u>W40A</u>										
Mary Moen	6	NW	18.4	15.6	18.8	16.5	18.6	40.0	37.4	133.2
Penny Wakelin	6	SA	11.4	11.9	14.9	11.7	0.0	36.6	29.2	104.3
Judy Martin		NW	15.8	20.0	20.0	0.0	0.0	0.0	40.0	95.8
Doesjka Currie	3	SA	20.0	9.1	32.0	15.4	0.0	0.0	0.0	76.5
Jill Evans	1	SA	0.0	6.0	10.7	13.5	20.0	0.0	17.4	67.6
Janet Newton		CE	0.0	0.0	12.6	4.0	13.0	0.0	10.8	40.4
Bev Shuker	4	SA	0.0	0.0	0.0	17.2	0.0	0.0	14.6	31.8
Jill Dalton		SA	0.0	0.0	0.0	20.0	0.0	0.0	0.0	20.0
<u>W40B</u>										
Joanna Stewart	4	CE	8.9	18.2	18.7	40.0	6.0	20.0	23.4	120.3
Helen Bolt	4	CE	7.4	20.0	16.6	27.6	5.0	0.0	27.0	98.6
Glen Middleton		NW	13.3	15.3	4.0	0.0	0.0	7.0	40.0	79.6
Helen Twohill		CE	0.0	9.8	7.1	11.1	12.6	0.0	35.8	76.4
Lyn Ashmore	4	CE	15.9	13.0	12.5	12.0	7.3	8.0	12.0	65.4
Briar Gregory		CE	20.0	0.0	20.0	15.2	0.0	0.0	0.0	55.2
Gay Ambler		NW	5.0	0.0	5.0	5.0	4.0	9.0	0.0	28.0
Janice Cyprian		WH	0.0	0.0	0.0	0.0	20.0	0.0	0.0	20.0
Jeanette Boswell		SA	0.0	0.0	0.0	0.0	15.1	0.0	0.0	15.1
Barbara Rankin		WH	0.0	0.0	0.0	0.0	0.0	6.0	0.0	6.0
Mavis Butcher		CE	4.0	0.0	0.0	0.0	0.0	0.0	0.0	4.0
<u>W45A</u>										
Val Robinson	6	SA	20.0	12.5	0.0	0.0	20.0	36.6	40.0	129.1
Lesley Stone	4	NW	19.0	20.0	20.0	40.0	17.1	20.0	18.0	119.0
Rae Powell		CE	14.5	0.0	11.5	0.0	0.0	0.0	0.0	26.0
Judy Tuck		CE	0.0	8.0	8.0	0.0	0.0	0.0	0.0	16.0

1990 ORIENTEER OF THE YEAR COMPETITION RESULTS

	<u>JOKER</u>		<u>OY1</u>	<u>OY2</u>	<u>OY3</u>	<u>OY4</u>	<u>OY5</u>	<u>OY6</u>	<u>OY7</u>	<u>TOTAL</u>
<u>W45B</u>										
Victoria Hood	6	NW	0.0	0.0	0.0	20.0	0.0	40.0	40.0	100.0
<u>W50A</u>										
Margaret Nicholls	4	CE	20.0	17.2	20.0	34.8	20.0	15.1	40.0	134.8
Christine Crate	6	NW	13.3	20.0	15.1	20.0	16.3	40.0	37.2	133.5
Heather Clendon	3	CE	7.8	6.9	35.6	16.4	11.3	8.8	30.8	102.9
Jill Brewis		CE	16.7	15.5	0.0	0.0	0.0	10.6	24.6	67.4
Bev Tait		NW	6.7	13.7	0.0	7.5	12.6	14.1	12.0	59.9
<u>W55A</u>										
Ann Fettes	5	NW	20.0	20.0	20.0	20.0	40.0	0.0	40.0	140.0
Bev Laurent	3	SA	0.0	0.0	33.6	0.0	18.7	0.0	0.0	52.3
<u>W60A</u>										
Doreen Oldfield	3	SA	9.0	20.0	40.0	20.0	20.0	0.0	0.0	109.0
Mavis Hatwell		SA	20.0	0.0	0.0	0.0	0.0	0.0	0.0	20.0
<u>M-10</u>										
Jamie Munro		CE	17.1	0.0	20.0	0.0	20.0	20.0	36.8	113.9
Craig Wilson	6	CE	20.0	20.0	8.0	0.0	0.0	0.0	40.0	88.0
Scott Johansen	5	NW	4.0	0.0	7.0	20.0	29.6	0.0	14.0	74.6
David Stewart	4	CE	14.4	0.0	9.0	18.0	7.7	0.0	12.0	61.1
Stuart Wilson	6	CE	18.8	9.7	0.0	0.0	0.0	0.0	26.2	54.7
Ben Cragg		CE	9.0	8.0	6.0	8.0	6.0	0.0	0.0	37.0
James Currie		SA	13.1	0.0	0.0	0.0	0.0	0.0	0.0	13.1
Miles Langley		NW	0.0	0.0	0.0	0.0	10.9	0.0	0.0	10.9
<u>M11A</u>										
Nicholas Foster	6	NW	12.4	20.0	14.3	16.7	13.2	40.0	40.0	131.0
Mark Currie		SA	20.0	12.1	20.0	20.0	20.0	0.0	0.0	92.1
Mark Stewart	4	CE	16.5	0.0	7.0	16.0	8.0	9.4	36.0	85.9
S Hooson		WH	0.0	0.0	0.0	0.0	0.0	16.5	0.0	16.5
Grant Tremain		SA	0.0	8.0	8.0	0.0	0.0	0.0	0.0	16.0
<u>M13A</u>										
Robert Wakelin	6	SA	20.0	13.3	7.0	20.0	0.0	40.0	40.0	133.3
Alex Hood	6	NW	16.0	16.6	20.0	12.2	20.0	25.4	37.4	119.4
Neil Kerrison		PN	0.0	20.0	16.6	0.0	0.0	0.0	0.0	36.6
Geoffrey Cook		WH	0.0	0.0	0.0	0.0	0.0	11.6	0.0	11.6
Tristan Jakob-Hoff		CE	0.0	0.0	0.0	8.0	0.0	0.0	0.0	8.0
Chris Butcher		CE	0.0	7.0	0.0	0.0	0.0	0.0	0.0	7.0
<u>M15A</u>										
David O'Brien	6	NW	15.8	9.0	3.0	9.0	18.5	40.0	40.0	123.3
Peter Ambler	6	NW	12.5	0.0	7.2	5.0	20.0	37.4	30.2	107.3
Shaun Collins	3	HA	0.0	8.0	19.2	8.0	15.7	0.0	32.8	83.7
Bryce Brighthouse		SA	20.0	20.0	20.0	20.0	0.0	0.0	0.0	80.0
Tony Tremain	5	SA	6.3	7.0	13.0	6.0	12.0	0.0	0.0	44.3
Daniel Sanders	5	SA	0.0	0.0	15.0	0.0	10.0	0.0	0.0	25.0
James Paver	4	NW	0.0	0.0	0.0	6.0	0.0	17.1	0.0	23.1
Daniel Steven	5	SA	0.0	0.0	16.2	4.0	0.0	0.0	0.0	20.2
Richard Bolt		CE	0.0	0.0	0.0	7.0	7.0	0.0	0.0	14.0
Anthony McGivern		CE	9.6	0.0	2.0	0.0	0.0	0.0	0.0	11.6
Ross Cooper		NW	5.0	0.0	0.0	0.0	0.0	0.0	0.0	5.0
Jonathan Williams		WH	0.0	0.0	4.1	0.0	0.0	0.0	0.0	4.1

1990 ORIENTEER OF THE YEAR COMPETITION RESULTS

	<u>JOKER</u>		<u>OY1</u>	<u>OY2</u>	<u>OY3</u>	<u>OY4</u>	<u>OY5</u>	<u>OY6</u>	<u>OY7</u>	<u>TOTAL</u>
<u>M17A</u>										
Brett Ashmore	6	CE	18.3	18.8	18.6	20.0	18.3	24.2	40.0	121.6
David Farquhar	3	HA	20.0	20.0	40.0	0.0	0.0	0.0	0.0	80.0
Justin Walker	6	NW	0.0	11.8	10.5	11.3	8.2	21.2	21.6	76.4
Chris Ambler	6	NW	4.0	0.0	0.0	0.0	11.7	36.4	0.0	52.1
Llewellyn McGivern	4	CE	0.0	0.0	6.0	16.0	9.5	20.0	0.0	51.5
Blair Brooks	5	SA	12.0	8.2	16.0	0.0	14.2	0.0	0.0	50.4
Andrew Stott	1	CE	6.0	0.0	0.0	0.0	20.0	0.0	0.0	26.0
Barry Collins		AU	13.8	6.0	0.0	0.0	0.0	0.0	0.0	19.8
Shane Blackett		AU	10.4	0.0	0.0	0.0	0.0	0.0	0.0	10.4
Alec Brown		AU	5.0	0.0	0.0	0.0	0.0	0.0	0.0	5.0
Stuart Middleton		NW	2.0	0.0	0.0	0.0	0.0	0.0	0.0	2.0
<u>M19A</u>										
Toby Carter		CE	0.0	0.0	20.0	20.0	20.0	0.0	40.0	100.0
Tony Reddish		CE	20.0	0.0	0.0	0.0	0.0	0.0	0.0	20.0
<u>M-20B</u>										
<u>M21E</u>										
Alistair Landels	6	CE	20.0	20.0	18.2	20.0	16.9	36.6	40.0	136.6
Bill Teahan	6	NW	15.9	10.6	20.0	18.4	20.0	33.4	30.6	122.4
Robert Jessop	6	CE	0.0	11.9	12.8	0.0	18.0	40.0	35.6	118.3
Matthew Tuck	3	CE	13.6	14.0	33.4	11.3	0.0	0.0	35.6	107.9
Rob Garden	5	SA	11.3	0.0	13.9	16.7	31.6	8.2	0.0	81.7
Bryan Teahan	5	NW	9.7	9.5	10.8	6.2	20.4	13.7	22.4	77.0
Paul Dalton	4	CE	12.5	0.0	9.3	19.6	0.0	0.0	25.6	67.0
David Melrose		NW	0.0	15.2	15.2	14.8	0.0	3.0	0.0	48.2
Geoff Mead		NW	5.1	3.0	6.6	8.7	0.0	5.6	16.6	42.6
Max Kerrison		PN	0.0	16.6	4.0	0.0	7.4	0.0	0.0	28.0
Ross Brighthouse		SA	0.0	0.0	0.0	0.0	0.0	10.0	14.2	24.2
<u>M21A</u>										
Aidan Boswell	1	SA	35.8	3.0	20.0	17.7	20.0	20.0	37.0	132.8
Rolf Boswell	6	SA	15.3	16.9	18.3	0.0	0.0	32.0	40.0	122.5
James Tubb	3	HA	13.3	18.3	25.2	20.0	16.3	17.7	34.2	115.4
Darren Ashmore	6	CE	12.0	12.3	14.3	12.2	15.3	16.2	29.0	87.1
Tony Nicholls	4	CE	0.0	9.9	11.5	4.0	9.3	7.0	22.6	60.3
Peter King		CE	0.0	20.0	0.0	10.6	11.1	13.3	0.0	55.0
Guy Cory-Wright	5	CE	0.0	13.8	10.1	5.6	16.4	0.0	0.0	45.9
James Brewis	1	CE	40.0	0.0	0.0	0.0	0.0	0.0	0.0	40.0
Robert Hamilton		CE	16.7	0.0	0.0	16.3	0.0	0.0	0.0	33.0
Bruce Hendrie		SA	0.0	0.0	0.0	14.1	6.9	0.0	0.0	21.0
Peter King		NW	7.3	0.0	0.0	0.0	0.0	4.0	8.0	19.3
Russell Ireland		CE	2.0	2.0	0.0	0.0	0.0	0.0	13.8	17.8
Tony Newman	4	NW	0.0	6.3	0.0	2.0	0.0	0.0	6.0	14.3
Dave Rogers		NW	4.4	0.0	4.0	4.4	0.0	0.0	0.0	12.8
Roderick Ball		CE	1.0	0.0	3.0	0.0	0.0	0.0	0.0	4.0
Roger Browne		NW	0.0	0.0	0.0	0.0	3.0	0.0	0.0	3.0

1990 ORIENTEER OF THE YEAR COMPETITION RESULTS

	<u>JOKER</u>		<u>OY1</u>	<u>OY2</u>	<u>OY3</u>	<u>OY4</u>	<u>OY5</u>	<u>OY6</u>	<u>OY7</u>	<u>TOTAL</u>
<u>M21B</u>										
Norm Jager	4	CE	15.4	0.0	20.0	40.0	0.0	20.0	40.0	135.4
Bruce Horide	6	CE	9.9	17.2	13.0	0.0	15.7	33.0	28.4	107.3
Robert Crawford	5	CE	11.6	0.0	0.0	17.6	40.0	0.0	37.6	106.8
Rudolph Hlawatsch	6	CE	5.6	8.6	3.0	8.0	13.3	25.6	23.6	79.1
Graham Walker	5	NW	20.0	20.0	10.0	12.7	8.0	5.0	10.0	72.7
Ian Sydenham	5	CE	12.7	10.9	0.0	9.1	17.0	10.6	12.0	63.2
Graham Haley		CE	0.0	14.5	7.4	5.0	11.1	0.0	0.0	38.0
Merv Paitry	5	CE	2.0	5.0	4.0	3.0	6.0	6.0	6.0	27.0
Peter Ruygrok		CE	0.0	0.0	15.8	0.0	5.0	0.0	0.0	20.8
Peter Ensor	6	CE	1.0	4.0	2.0	4.0	2.0	0.0	8.0	20.0
Warren Young		CE	14.1	0.0	0.0	0.0	0.0	0.0	0.0	14.1
Patrick Betty		SA	3.0	3.0	5.0	0.0	1.0	0.0	0.0	12.0
<u>M21C</u>										
Rob Scott	5	CE	20.0	20.0	20.0	0.0	40.0	20.0	18.0	120.0
Scott Vennell	4	CE	9.0	15.3	13.7	40.0	0.0	0.0	40.0	118.0
<u>M35A</u>										
Wayne Aspin	2	SA	20.0	40.0	14.5	0.0	0.0	20.0	37.4	131.9
Terje Moen	6	NW	12.2	15.1	17.3	18.7	20.0	34.8	40.0	130.8
Stan Foster	4	NW	17.9	18.8	18.6	40.0	16.0	18.9	26.4	122.7
David Godfrey	4	SA	15.2	0.0	20.0	0.0	17.6	15.6	29.6	98.0
Les Warren	6	HA	0.0	17.4	10.5	14.3	18.9	29.0	0.0	90.1
Bruce Collins	1	HA	19.6	7.5	5.4	6.0	11.5	0.0	10.0	54.6
Arthur Giffney		CE	0.0	0.0	0.0	10.9	13.6	0.0	17.8	42.3
Colin Bray		NW	0.0	6.3	0.0	0.0	0.0	0.0	0.0	6.3
Tony Goddard		CE	5.0	0.0	0.0	0.0	0.0	0.0	0.0	5.0
<u>M35B</u>										
Graham Taylor	3	CE	0.0	11.2	37.2	14.5	20.0	20.0	32.2	123.9
Leon McGivern	4	CE	17.1	0.0	20.0	26.2	12.4	17.2	29.0	109.5
Maurice Purdy		CE	0.0	20.0	15.4	18.8	14.0	0.0	40.0	108.2
Glenn Clark	5	SA	0.0	9.9	5.0	11.4	32.4	15.7	37.2	106.6
Clive Bolt	4	CE	13.4	13.2	0.0	19.8	0.0	0.0	34.6	81.0
Kevin Williams	5	NW	5.0	15.5	0.0	16.0	12.0	6.7	8.0	58.2
Wayne Munro		CE	6.0	0.0	14.2	0.0	10.8	4.8	21.4	57.2
Ross Green		WH	0.0	0.0	6.5	20.0	0.0	19.0	0.0	45.5
John Powell	6	CE	18.4	0.0	0.0	0.0	0.0	0.0	0.0	18.4
Paul Smale		WH	0.0	0.0	0.0	0.0	0.0	9.3	0.0	9.3
John Cook		WH	0.0	0.0	0.0	0.0	0.0	3.0	0.0	3.0
<u>M40A</u>										
Dave Middleton	5	NW	20.0	20.0	12.5	17.6	35.6	20.0	38.0	133.6
Mike Beveridge	2	NW	18.4	33.0	18.6	8.2	19.0	17.7	40.0	129.0
Robin Ambler	6	NW	4.0	0.0	0.0	20.0	12.9	22.8	24.4	84.1
Tom Davies	2	CE	16.6	4.0	0.0	0.0	20.0	13.4	14.0	68.0
Lyndsay Shuker	4	SA	0.0	14.8	20.0	30.0	0.0	0.0	0.0	64.8
Phil Johansen	5	NW	12.2	7.9	5.1	4.0	19.0	6.0	18.6	63.7
Selwyn Palmer	3	CE	0.0	13.7	18.2	0.0	0.0	0.0	28.4	60.3
Martin Newton		CE	10.5	10.5	14.3	11.6	8.1	0.0	9.8	56.7
Michael Haydon	3	CE	5.6	6.0	16.0	5.0	0.0	0.0	6.0	38.6
Peter Johnson		CE	0.0	0.0	3.0	3.0	0.0	5.0	4.0	15.0
Ian Currie		SA	3.0	9.2	0.0	0.0	0.0	0.0	0.0	12.2
Stuart Berry		SA	2.0	0.0	2.0	0.0	0.0	0.0	0.0	4.0
John Briffett		SA	0.0	1.0	0.0	0.0	0.0	0.0	0.0	1.0

1990 ORIENTEER OF THE YEAR COMPETITION RESULTS

	<u>JOKER</u>		<u>OY1</u>	<u>OY2</u>	<u>OY3</u>	<u>OY4</u>	<u>OY5</u>	<u>OY6</u>	<u>OY7</u>	<u>TOTAL</u>
<u>M40B</u>										
Mike Lyons	6	NW	0.0	16.8	12.5	12.7	18.7	40.0	40.0	128.2
Gordon Evans	3	SA	11.5	15.8	40.0	18.7	14.0	0.0	34.8	123.3
Alistair Stewart	4	CE	8.8	20.0	14.7	22.2	20.0	13.0	30.2	107.1
Roger Langley		NW	4.0	6.0	9.0	5.8	0.0	18.5	24.8	64.1
John Ranson		NW	12.7	0.0	16.9	20.0	7.0	0.0	0.0	56.6
Terence Cragg		CE	10.2	9.8	6.0	17.4	6.0	0.0	0.0	49.4
Kevin Wilson	6	CE	3.0	0.0	4.0	0.0	0.0	10.0	12.0	29.0
Campbell Butcher		CE	5.0	5.0	0.0	3.0	0.0	0.0	10.0	23.0
Chris O'Brien		NW	0.0	0.0	0.0	16.0	0.0	0.0	0.0	16.0
David Nevin		WH	0.0	0.0	0.0	0.0	0.0	9.8	0.0	9.8
C Davidson		WH	0.0	0.0	0.0	0.0	0.0	6.0	0.0	6.0
<u>M45A</u>										
Mike Ashmore	4	CE	18.6	20.0	14.5	40.0	16.8	6.0	40.0	135.4
Keith Stone	4	NW	15.3	11.2	20.0	26.6	20.0	26.4	0.0	108.3
John Robinson	2	SA	20.0	26.6	4.0	16.0	15.7	20.0	14.0	98.3
John Gregory	6	CE	12.8	14.4	17.5	0.0	11.5	20.0	23.8	88.5
Mike Williams	4	WH	8.9	3.0	6.0	14.0	7.1	11.4	16.0	57.4
Murray Tremain		SA	2.0	5.0	7.1	6.0	5.0	0.0	0.0	25.1
Eddie Reddish		CE	5.9	8.0	0.0	0.0	0.0	0.0	0.0	13.9
Bas Cuthbert		NW	0.0	4.0	5.0	0.0	4.0	0.0	0.0	13.0
Jim Snedden		SA	7.6	2.0	0.0	0.0	0.0	0.0	0.0	9.6
Barry Tuck		CE	3.0	0.0	3.0	0.0	0.0	0.0	0.0	6.0
<u>M45B</u>										
David Bliss	3	NW	20.0	14.2	40.0	20.0	18.8	20.0	40.0	140.0
Kevin Ogles	5	NW	0.0	20.0	14.6	17.6	40.0	0.0	18.0	110.2
Neil Lewis		SA	0.0	19.0	0.0	0.0	0.0	17.8	0.0	36.8
Jim Wakelin		SA	0.0	0.0	0.0	0.0	0.0	8.0	16.0	24.0
Dick Rankin		WH	0.0	0.0	0.0	14.1	0.0	0.0	0.0	14.1
<u>M50A</u>										
Terry Nuthall	2	CE	20.0	40.0	20.0	20.0	20.0	20.0	40.0	140.0
Colin Tait	4	NW	0.0	10.7	15.7	28.4	9.0	14.0	21.8	90.6
Rhys Thompson	5	WH	11.6	6.0	0.0	10.4	16.0	0.0	29.4	73.4
Les Paver	4	NW	5.0	7.0	7.0	25.2	7.0	7.1	26.2	72.5
Maurice Penney	2	NW	13.4	10.0	9.0	15.4	0.0	16.1	12.0	66.9
John Everett		CE	7.4	9.1	6.0	0.0	0.0	0.0	0.0	22.5
Maurice Atcheson		CE	6.0	0.0	0.0	0.0	0.0	0.0	0.0	6.0
<u>M50B</u>										
Michael Hood	1	NW	40.0	9.0	20.0	14.5	20.0	16.3	37.8	134.1
Robert Kingston		NW	16.0	20.0	0.0	16.5	13.7	20.0	40.0	112.5
Shaun Wilkinson	4	CE	7.0	0.0	16.6	40.0	18.7	0.0	0.0	82.3
Peter Godfrey	4	NW	8.0	0.0	8.0	21.4	15.2	9.3	16.0	69.9
<u>M55A</u>										
Barry Hanlon	6	NW	20.0	0.0	0.0	20.0	20.0	40.0	37.8	137.8
John Fettes	5	NW	14.9	14.0	20.0	10.8	32.8	18.5	29.2	115.4
Phil Mellisop	5	SA	11.7	20.0	18.4	7.4	36.2	0.0	23.4	109.7
Graham Peters	4	NW	7.2	18.8	0.0	0.0	12.7	0.0	40.0	78.7
Andy Brewis	3	CE	6.0	11.5	19.4	0.0	0.0	12.6	14.6	64.1
Tom Clendon	3	CE	4.0	6.0	23.2	8.4	6.0	8.2	10.0	55.8
Laurie Baxter		NW	5.0	0.0	0.0	0.0	0.0	0.0	0.0	5.0

SOUTH ISLAND ORIENTEERING CHAMPIONSHIPS 1991



PENINSULA AND PLAINS ORIENTEERS

9/10 MARCH 1991

PAPO invites all orienteers to our South Island Championships. We have two new maps for this event - Castle Hill, adjacent to Flock Hill used for the Easter 3 Day in 1990, and Chaney's Forest, a totally new area just north of Christchurch and similar to our Bottle Lake Forest map.

DAY 1: Saturday 9 March 1991

START TIMES: 11am - 2pm

VENUE: Castle Hill, 90 minutes from Christchurch on SH 73
New map, 1:15000, 5m contours

TERRAIN: Intricate limestone country. Numerous limestone escarpments and individual boulders. Moderately steep to steep tussock country.

DAY 2: Sunday 10 March 1991

START TIMES: 9am - 12noon

VENUE: Chaney's Forest, NE edge of the city, 15 minutes from central city
TERRAIN: Sanddune pine forest, a number of roads and tracks. Some areas of intricate contours.

INCLUDES: South Island Challenges 3 and 4
Two days count for Badge Event

EMBARGO: Both areas are embargoed until after March 1991 to all orienteers.

ACCOMMODATION:

As the second day is very close to Christchurch we suggest you stay in Christchurch.

The nearest camping grounds to Chaney's Forest are:

Spencer Park Holiday Camp	- 3km from Chaney's Forest
Heyders Rd	- near the beach
Spencerville	- Tourist flats and cabins,
Christchurch	Standard cabins,
Ph (03) 298 721	Caravan and tent sites

There are two lodges with dormitory accommodation at Spencer Park. If people were interested in these they would need to let Chrissie know before the end of 1990. We would need a minimum of 15 people for the lodge. Cost \$7.80 adult, \$3.75 child

Meadowpark Motor Camp	- off Main North Road
PO Box 5178	- 5km from the square
39 Meadow Street	- 8km from Chaney's Forest
Papanui	- Tourist flats, Cabins
Christchurch	Caravan & camp sites
Ph (03) 352 9176	
Fax 352 1272	

- 17 -

145 Pine Avenue
South New Brighton
Christchurch 7
Otago
Ph. (03) 880-796

AUCKLAND RELAY CHAMPIONSHIPS: RESULTS

TEAM	C	B	A	D	E	TOTAL
1. MUTANT NINJA SMELLY FEET (C)	24-49 B.ASHMORE	29-58 S.VENNEL	9-45 P.ASHMORE	34-59 D.ASHMORE	38-44 M.TUCK	2-18-15
2. HANGING TENS (SA)	28-48 T.ASPIN	25-07 M.TREMAIN	9-33 R.WAKLIN	38-28 T.ROBINSON	41-49 R.BRIGHOUSE	2-23-43
3. JUDES DUDES (NW)	37-49 J.MARTIN	20-18 S.MIDDLETON	8-09 P.AMBLER	33-57 T.MOEN	44-04 B.TEAHAN	2-24-17
4. LORRIES LOT (NW)	33-09 L.OBRIEN	19-02 D.OBRIEN	12-26 S.JOHANSON	36-53 D.MIDDLETON	42-56 G.MEAD	2-24-26
5. THE SOUTHERN SPIKERS (SA)	37-40 V.ROBINSON	21-52 G.EVANS	11-23 P.KING	41-02 B.BRIGHOUSE	44-36 W.ASPIN	2-36-33
6. SOUTHERN FLYERS (SA)	39-38 U.LEWIS	28-07 D.STEVEN	12-03 R.SHUKER	38-05 L.SHUKER	54-03 D.GODFREY	2-51-56
7. CENTRAL CROCKS (CE)	29-45 P.JOHNSON	32-40 H.BOLT	10-00 A.MCGIVERN	38-57 S.PALMER	67-25 T.NICHOLLS	2-58-47
8. HAY WILLY ROB & BOLT (CE)	43-26 C.BOLT	23-03 R.BOLT	28-50 C.WILSON	50-44 M.HAYDON	34-08 R.JESSOP	3-00-11
9. MURPHYS LAW (NW)	31-16 B.MURPHY	24-39 M.MOEN	10-47 C.HOOD	69-02 C.TAIT	50-12 M.BEVERIDGE	3-05-12
10. PHILS PHILLIES (NW)	27-49 K.AMBLER	32-11 B.STONE	10-22 N.FOSTER	46-15 P.JOHANSEN	69-25 R.AMBLER	3-06-02
11. PRESIDENTS PRANCERS (NW)	34-45 L.STONE	25-33 D.BLISS	13-24 D.VAN HALL	37-35 P.KING	77-11 L.MEAD	3-08-28
12. SOUTHERN SWINGERS(SA)	39-26 J.EVANS	20-17 D.SANDERS	11-08 D.KING	55-28 P.SNEDDON	62-12 M.GELDERMAN	3-08-31

13. I HATE IT WHEN THAT HAPPENS(NW)B.HANLON	29-30	30-26	13-27	69-13	46-32	3-09-08
		S.WOOD	V.HOOD	A.STONE	S.FOSTER	
14. SMORGASBORD (SA)	44-15	33-12	11-38	55-05	65-47	3-29-57
	B.SHUKER	T.TREMAIN	A.FLEXMAN	J.SNEDDON	J.BROWNE	
15. NW LEFTOVERS	34-56	53.44	14-17	47-03	60-35	3-30-35
JUST IN TIME(NW)C.OBRIEN	P.GODFREY	G.AMBLER	C.AMBLER	J.WALKER		
16. TEAM No 30 (NW)	38-59	54-41	14-24	55-32	49-12	3-32-48
	R.KING	M.HOOD	F.HOOD	M.LYONS	C.MARTIN	
17. JOHNS 3M WATCH (CE)	37-42	29-26	37-40	58-10	53-16	3-36-14
	R.HLAWATCH	M.NICHOLLS	M.STEWART	M.NEWTON	J.GREGORY	
18. GIVE IT A BURRL (CE)	35-01	30-25	42-59	50-52	61-36	3-40-51
	L.MCGIVERN	B.GREGORY	U.PINDER	R.WRIGHT	R.CRAWFORD	
19. BROWNES BUNCH (SA)	63-08	47-19	10-20	54-47	58-57	3-54-31
	K.BROWNE	I.MACKINLAY	E.MORTBERG	S.BERRY	B.HENDRIE	
20. SCOTCH MIST (CE)	38-10	29-20	17-17	71-43	84-44	4-01-14
	M.PAITRY	J.STEWART	S.WILSON	A.STEWART	R.HLAWATCH	
21. CENTRALS CLAMBERERS(CE)T.CLENDON	47-30	42-05	30-17	70-50	54-59	4-05-41
	J.NEWTON	D.STEWART	J.POWELL	R.BENGTSSON		
22. LEGLESS (CE)	53-15	36-10	10-21	62-48	84-02	4-06-36
	G.TAYLOR	B.SYDENHAM	K.WILSON	A.BREWIS	T.DAVIES	
23. JIRAH SCOPE (CE)	62-20	44-41	14-36	48-58	89-28	4-20-03
	J.BREWIS	A.STOTT	H.TAYLOR	I.SYDENHAM	R.BALL	
24. DOES IT REALLY MATTER? (NW)	39-21	86-13	14-43	81-09	104-22	5-25-48
	B.KINGSTON	F.FITZGERALD	B.TAIT	K.WILLIAMS	J.RANSON	
25. NORTHERN LIGHTS (NW)	45-49	31-27	12-38	DNF	110-29	DNF
	A.FETTES	S.MIDDLETON	P.CADNESS	G.PETERS	T.NEWMAN	
26.3 CUBED (NW)	38-08	42-17	10-47	49-32	DISQ	DISQ
	M.MOEN	A.ABERNATHY	G.MIDDLETON	J.FETTES	B.CUTHBERT	
27. KRISTINS KREW (SA)	69-19	30-01	22-34	69-19	DISQ	DISQ
	A.OLDFIELD	B.LAURENT	K.LEWIS	D.DUTHIE	J.ROBINSON	

TIMES SQUARE

OY7 SIXTEEN MILE 28 OCTOBER 1990

	Course 3 M45A MA	Course 3 M40A DM	Course 6 M45B DB	Course 6 M50B PG
MM			2.46	4.07
1	5.19	5.14	3.44	3.35
2	1.14	1.19	2.02	3.18
3	3.33	2.52	6.49	13.19
4	1.45	14.16	4.37	36.44
5	4.28	11? 7.43	3.53	4.12
6	1.56	2.31	6.30	12.58
7	1.49	1.36	4.10	2.54
8	4.44	3.01	2.53	2.21
9	2.58	2.39	2.48	3.07
10	5.27	4.32	3.21	2.35
11	4.28	4.35	1.10	1.07
12	3.23	2.51		
13	3.27	3.40		
14	5.51	7.00		
15	1.11	1.28		
FINISH	0.52	0.48	0.44	0.38
	<hr/> 52.22	<hr/> 56.11	<hr/> 45.27	<hr/> 90.55

Auckland Orienteer

Editor:

Rowena Grenfell
1/35 Stranolar Drive
Mount Roskill
Auckland 4

POSTAGE PAID
Permit No. 23
Browns Bay